

# HOW TO GET ACCESS TO IMF ELIBRARY AND DATA ELIBRARY

## IMF eLibrary and Data eLibrary

### Important Note:

Please note that CIIT users will be verified through the IP address of CIIT Campuses as we have IP based access of these resources.

With IP access, no sign in is necessary to view the content as access is automatically granted to anyone coming from an authenticated IP address.

However, if you wish to save searches, results, download data, or set alerts, you will need to set up a "personal" account. You can do this at your own (no action by the IMF or the account administrator is required) by clicking the 'Register' option on the data site and the 'Sign Up' option on the text site and following the instructions.

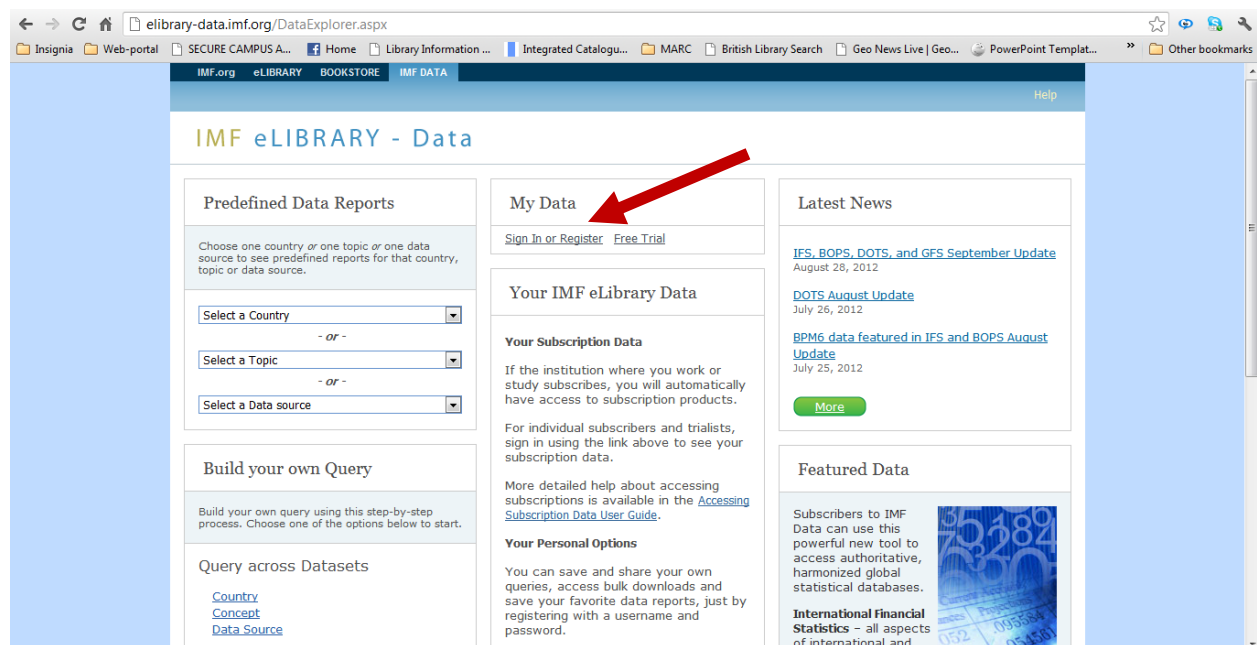
You must set up "personal" accounts on both data <http://elibrary-data.imf.org/DataExplorer.aspx> and text sites <http://www.elibrary.imf.org> separately in order to use the personalization on both sites, although the credentials can be the same.

## Procedure of Creating Personal Account on Data eLibrary

### Step 1

Copy and paste <http://elibrary-data.imf.org/DataExplorer.aspx> this link to your browser.

- Following screen will appear
- Click Sign In or Register on this screen



The screenshot shows the IMF eLibrary - Data website interface. The page is titled "IMF eLIBRARY - Data" and features a navigation bar with "IMF.org", "eLIBRARY", "BOOKSTORE", and "IMF DATA". The main content area is divided into several sections:

- Predefined Data Reports:** A section with three dropdown menus: "Select a Country", "Select a Topic", and "Select a Data source".
- Build your own Query:** A section with a link to "Build your own query using this step-by-step process. Choose one of the options below to start."
- Query across Datasets:** A section with links for "Country", "Concept", and "Data Source".
- My Data:** A section with a red arrow pointing to the "Sign In or Register" link. Below it are links for "Free Trial" and "Your IMF eLibrary Data".
- Your IMF eLibrary Data:** A section with "Your Subscription Data" and "Your Personal Options".
- Latest News:** A section with links for "IFS, BOPS, DOTS, and GFS September Update", "DOTS August Update", and "BPM6 data featured in IFS and BOPS August Update".
- Featured Data:** A section with a description of the IMF Data tool and a small image of a document.

Tasawar Hussain, Deputy Librarian, CIIT (Islamabad Campus)

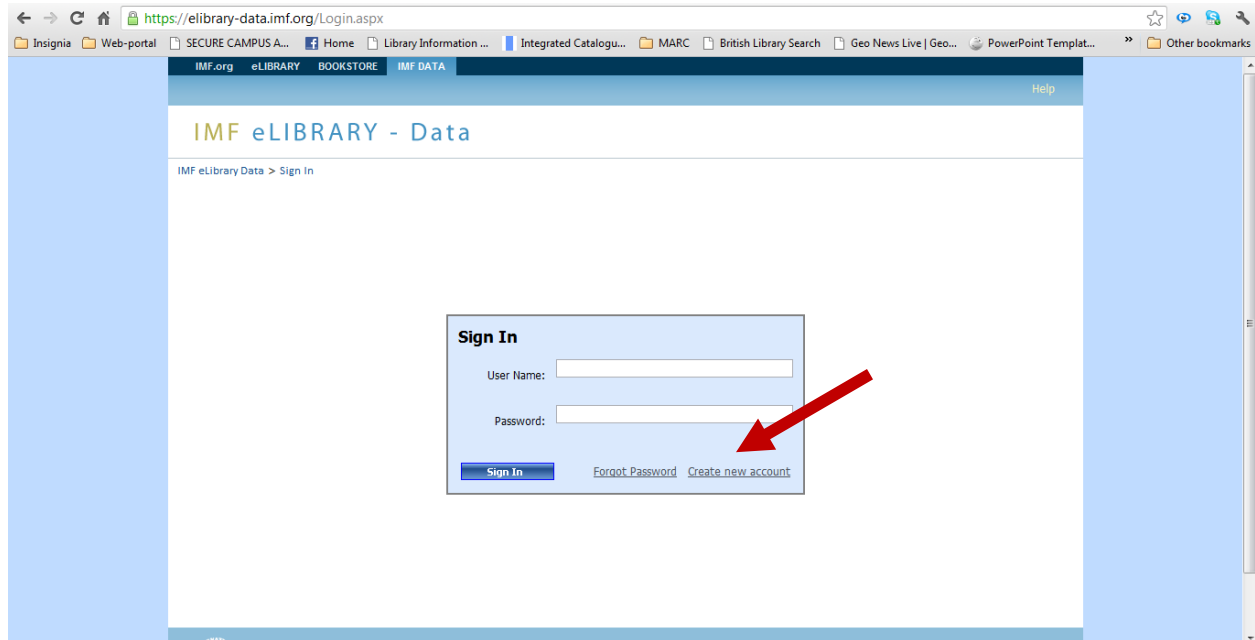
Email: [thussain@comsats.edu.pk](mailto:thussain@comsats.edu.pk)

Cell: 0333 4382283

# HOW TO GET ACCESS TO IMF ELIBRARY AND DATA ELIBRARY

## Step 2

- Following screen will appear
- Again click Sign In or Register



IMF.org eLIBRARY BOOKSTORE IMF DATA Help

### IMF eLIBRARY - Data

IMF eLibrary Data > Sign In

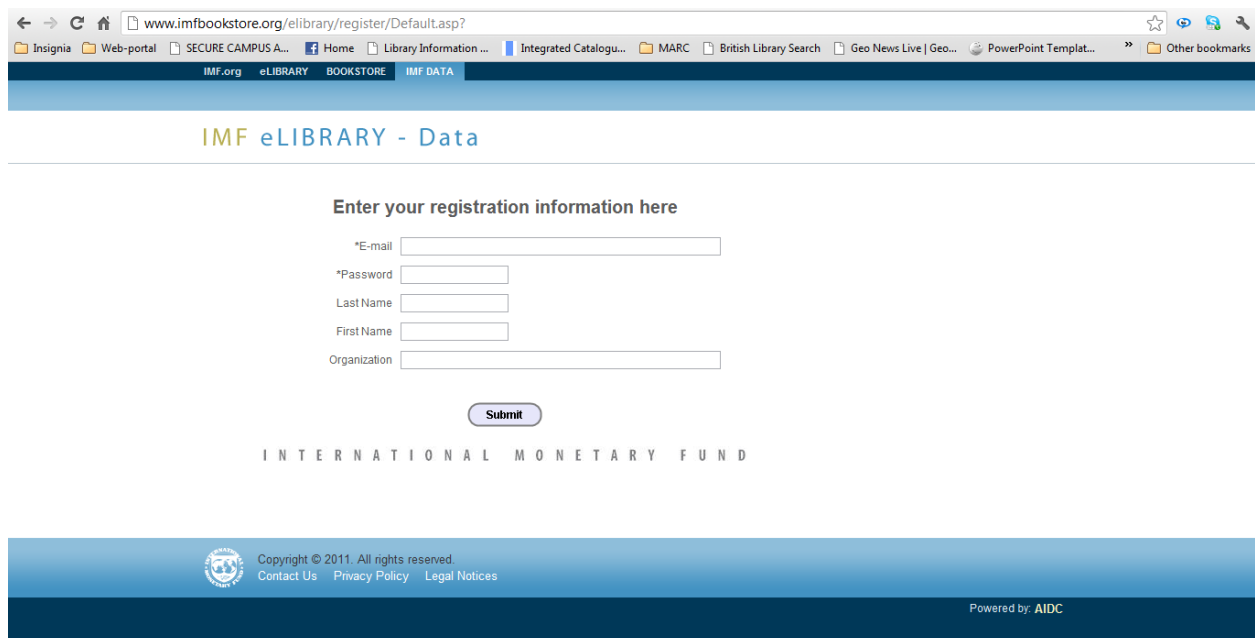
**Sign In**

User Name:

Password:

[Sign In](#) [Forgot Password](#) [Create new account](#)

- Following form will appear
- Complete the form and click "Submit" button
- Follow the instructions to activate your personal account



www.imfbookstore.org/elibrary/register/Default.asp?

### IMF eLIBRARY - Data

**Enter your registration information here**

\*E-mail

\*Password

Last Name

First Name

Organization

[Submit](#)

INTERNATIONAL MONETARY FUND

Copyright © 2011. All rights reserved.  
Contact Us Privacy Policy Legal Notices

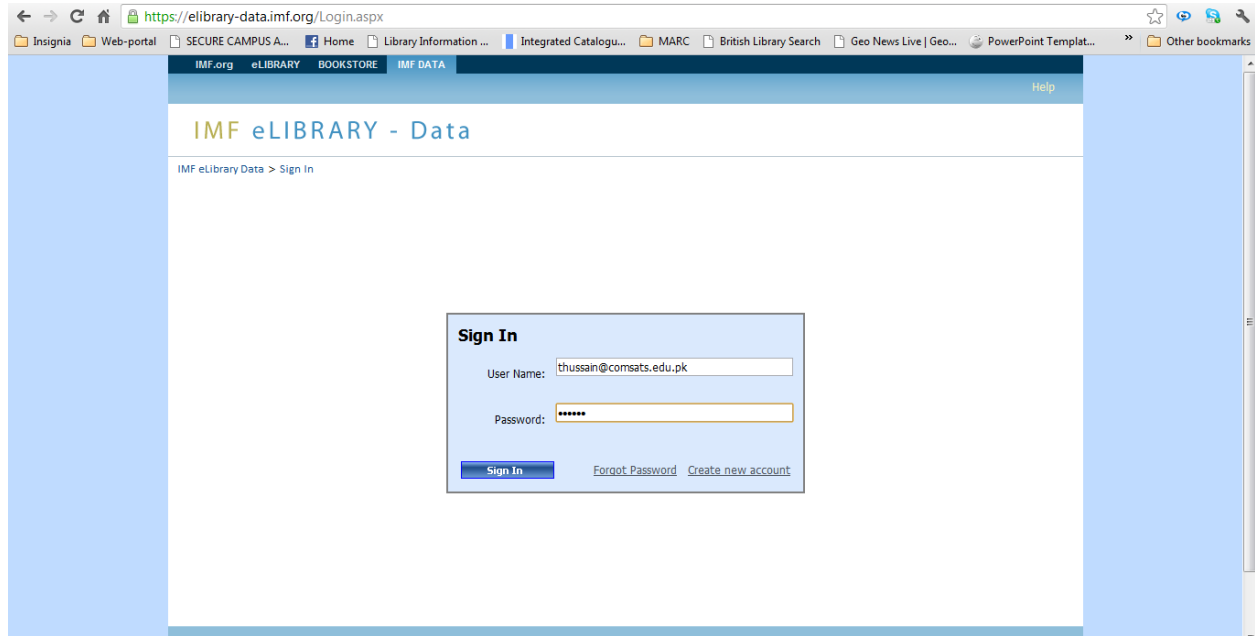
Powered by: AIDC

**Tasawar Hussain, Deputy Librarian, CIIT (Islamabad Campus)**  
Email: [thussain@comsats.edu.pk](mailto:thussain@comsats.edu.pk)  
Cell: 0333 4382283

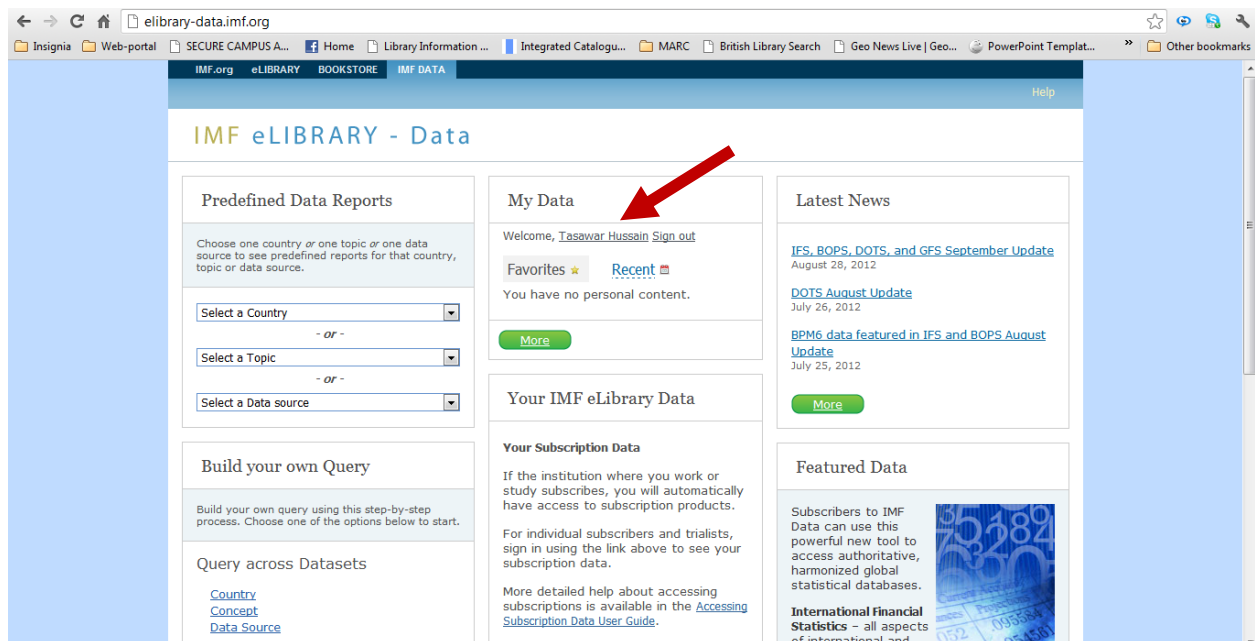
# HOW TO GET ACCESS TO IMF ELIBRARY AND DATA ELIBRARY

## Step 3

- After completing Step 2, go to the "Sign In" page as described in Step 2 and provide your account detail which you created in first two steps (which are described above)



- Following screen will appear as a result of Sign In process
- Your personal name will appear on the following screen (see the arrow sign)



**Tasawar Hussain, Deputy Librarian, CIIT (Islamabad Campus)**

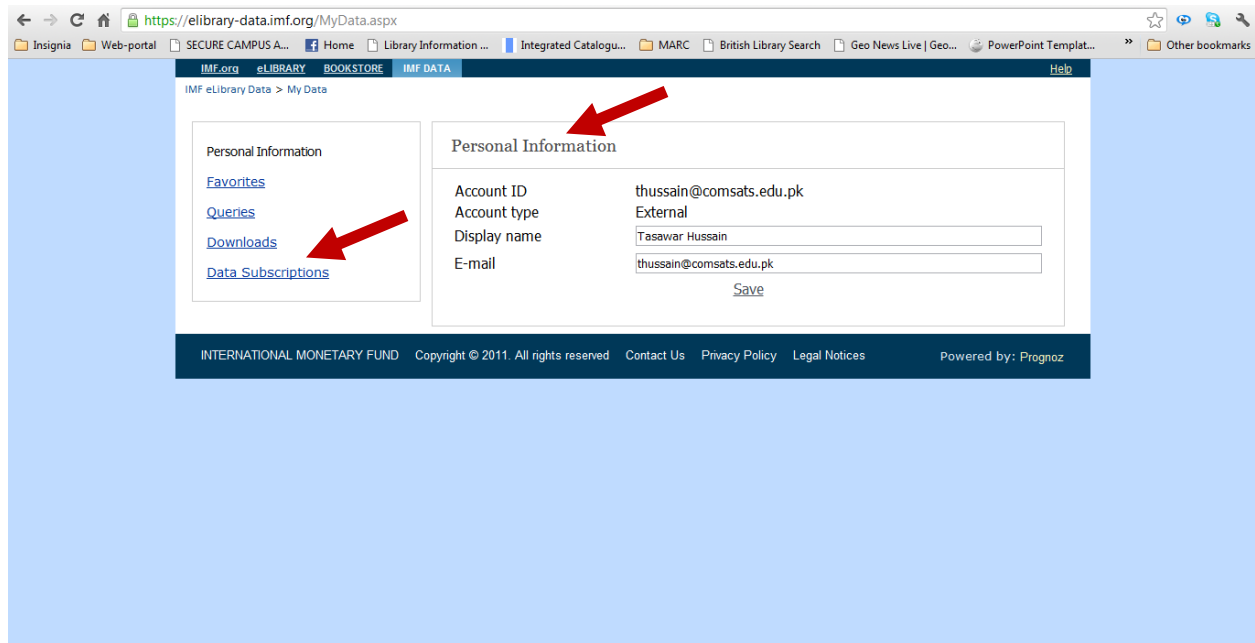
Email: [thussain@comsats.edu.pk](mailto:thussain@comsats.edu.pk)

Cell: 0333 4382283

# HOW TO GET ACCESS TO IMF ELIBRARY AND DATA ELIBRARY

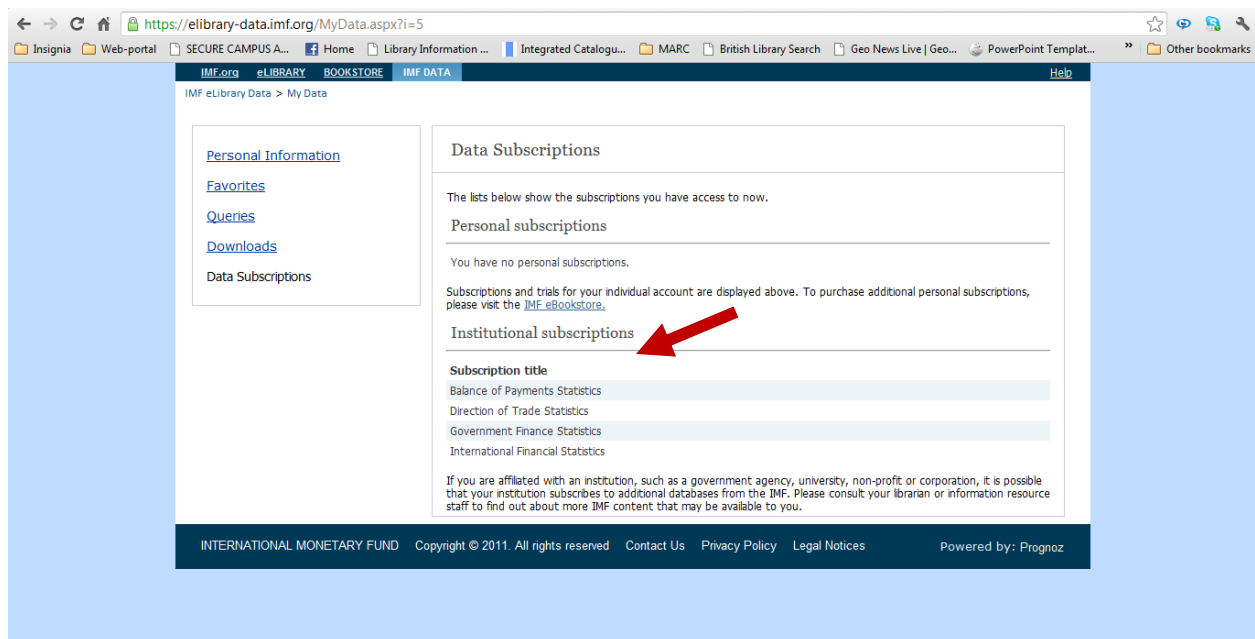
## Step 4

- Click on the User Name you opted and as a result following screen will appear before you



## Step 5

Click on "Data Subscriptions" and this will show you databases which you can access



Note: Please keep in mind that rests of datasets are either free without a subscription or are a subset of these four major datasets.

**Tasawar Hussain, Deputy Librarian, CIIT (Islamabad Campus)**

Email: [thussain@comsats.edu.pk](mailto:thussain@comsats.edu.pk)

Cell: 0333 4382283

# HOW TO GET ACCESS TO IMF ELIBRARY AND DATA ELIBRARY

Similarly you can create personal account on IMF eLibrary <http://www.elibrary.imf.org> . Go to the link and click "Sign Up" for registration/personal account and follow the steps.

Note: At this page you can also see CIIT logo at the bottom (see the arrow sign)



Tasawar Hussain, Deputy Librarian, CIIT (Islamabad Campus)

Email: [thussain@comsats.edu.pk](mailto:thussain@comsats.edu.pk)

Cell: 0333 4382283