



TURNITIN: How to submit Research Paper

Step by Step Guide

Follow the following steps to submit papers to check plagiarism.

Step 1

Go to www.turnitin.com and click on the login button on extreme left of the homepage (Fig. 1).

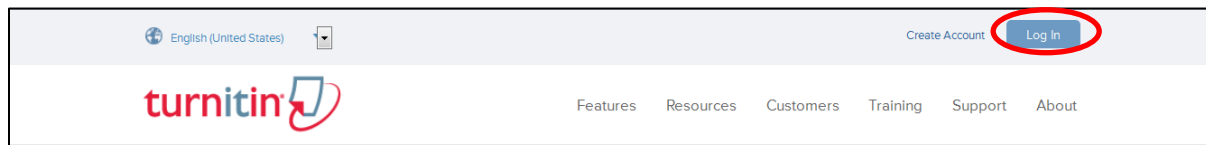


Fig 1: Log in to upload the assignments

Step 2

Click on the **class name** for further necessary action. (Fig. 2)

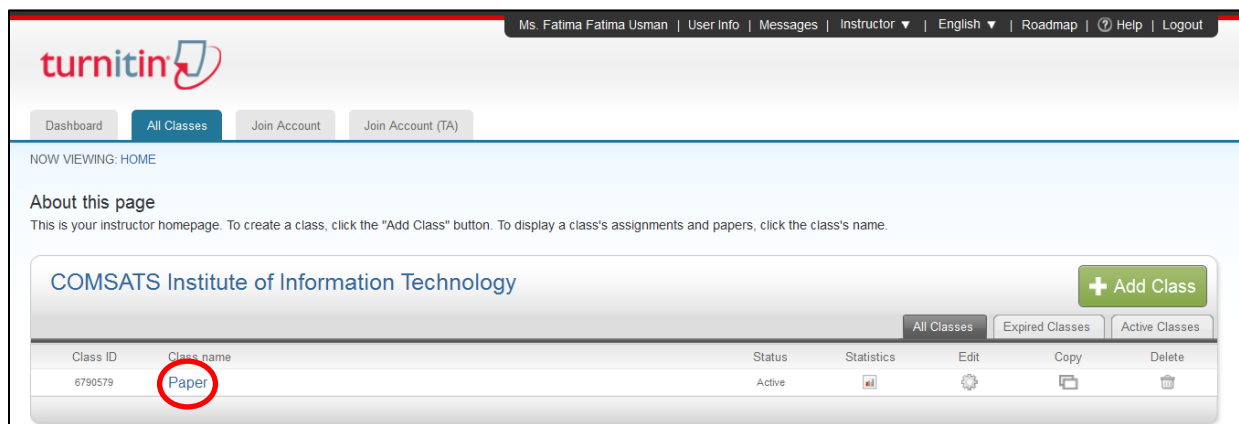


Fig 2: Click on class name

Step 3

You can make submissions by clicking on the "Submit" option in the assignment's "More actions" menu. (Fig. 3)

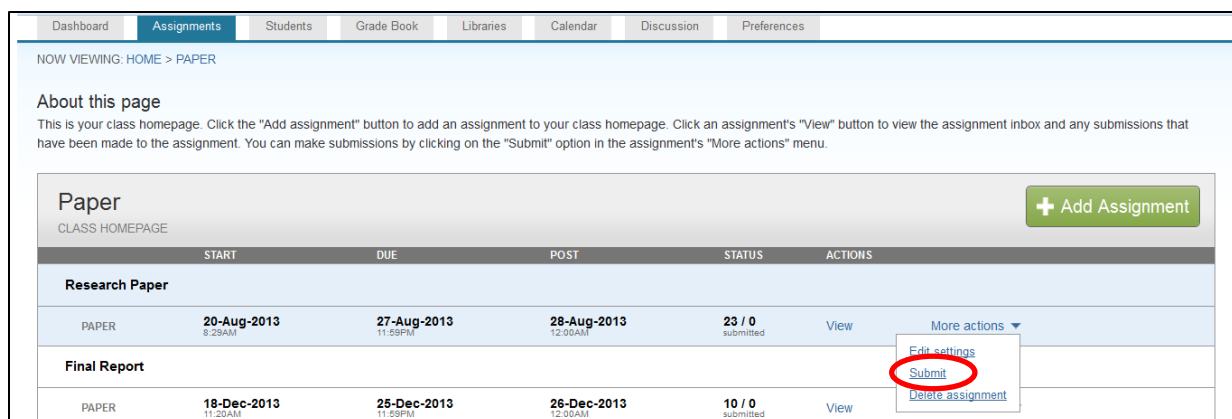


Fig 3: Click the Submit Paper button to upload a paper



Step 4

Fill the form as mentioned in Fig. 4. Please use your original name and proper title of your research work. Select the file from your system and click on upload button. You also have option to upload multiple files at one time.

NOW VIEWING: HOME > PAPER > RESEARCH PAPER

Submit: **Single File Upload** ▾ STEP ● ○ ○

Author: Non-encrypted ▾

Multiple File Upload
Cut & Paste Upload
Zip File Upload

First name:

Last name:

Submission title:

The file you are submitting will not be added to any repository.

What can I submit? ▾

Choose the file you want to upload to Turnitin:

Choose from this computer

Choose from Dropbox

Choose from Google Drive

Upload Cancel

Fig 4: Enter the paper's title and its author's first and last names

TURNITIN accepts submissions in following formats:

- MS Word, WordPerfect, RTF, PDF, PostScript, HTML, plain text (.txt)

Step 5

The paper you chose to submit will be shown on the next page. Look over all the information and make sure that it is correct. To confirm the submission, click the *confirm* button. (Fig. 5)

Please confirm that this is the file you would like to submit...

Author: fatma usman

Assignment title: Research Paper

Submission title: manual

File name: Manual.pdf

File size: 2.9M

Page count: 30

Word count: 6423

Character count: 27109

Confirm Cancel

Fig 5: Make sure you selected the correct paper; click "confirm" to finalize your submission



Step 6

After you submit a paper, our system will begin processing the paper and will generate an Originality Report within minutes. To view the report, click the inbox button on submission confirmation page. Your assignment inbox will open. (Fig. 6)

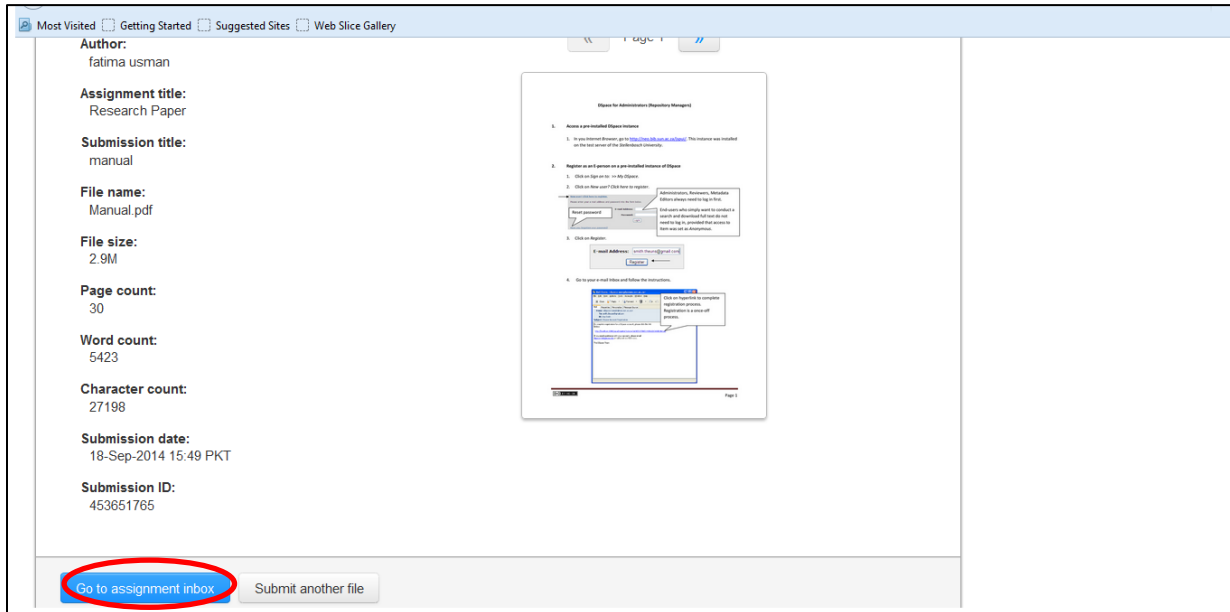


Fig 6: Opens your assignment inbox containing submissions and Originality Reports

Step 7

Please note that you can also open your assignment inbox from your class homepage by clicking on the *percentage* link in the *Similarity* column next to the paper assignment. (Fig. 7)

If the percentage area could be off or disable. The reason is that, report requires some time to compile. After 8 or 10 minutes, refresh internet explorer. The percentage with green color is acceptable, others needs to modify.

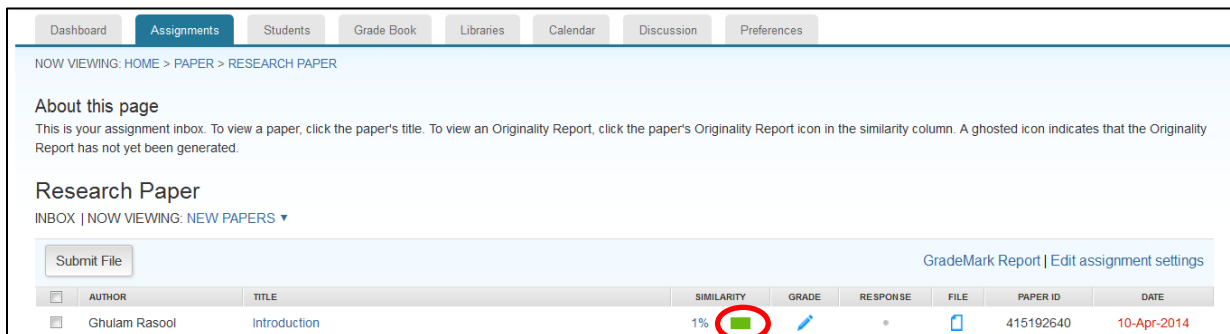
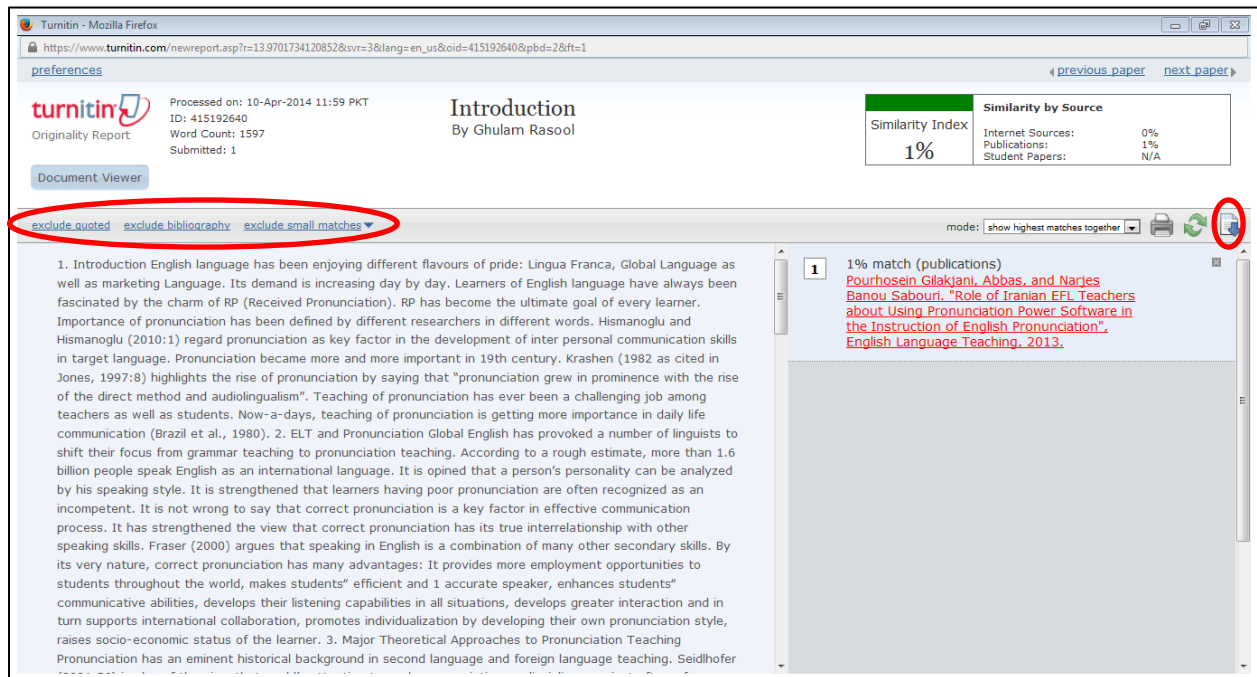


Fig 7: Click on the Originality Report icon to view the Originality Report

Step 8

This is the plagiarism report view in detail. The following points explain more. (Fig. 8)

1. **Exclude Quoted:** Click on "exclude quoted" to get report view without quoted contents.
2. **Exclude bibliography:** Click on "exclude bibliography" to get report view without bibliography.
3. **Exclude small matches:** Click on "exclude small matches" to get report view without small matches.
4. **Download Report:** This **extreme right icon** is to download report on your system.



Turnitin - Mozilla Firefox
https://www.turnitin.com/newreport.asp?r=13.9701734120852&svr=3&lang=en_us&oid=415192640&pbid=2&ft=1

preferences

turnitin
Originality Report

Processed on: 10-Apr-2014 11:59 PKT
ID: 415192640
Word Count: 1597
Submitted: 1

Introduction
By Ghulam Rasool

Similarity Index	Similarity by Source
1%	Internet Sources: 0% Publications: 1% Student Papers: N/A

Document Viewer

exclude quoted exclude bibliography exclude small matches

mode: show highest matches together

1% match (publications)
Pourhosein Gilakjani, Abbas, and Narjes Banou Sabouni. "Role of Iranian EFL Teachers about Using Pronunciation Power Software in the Instruction of English Pronunciation". English Language Teaching, 2013.

Fig 8: View the Originality Report

For any query and further assistance, please access library.ciitlahore.edu.pk

Digital Resources and Systems

Library Information Services
COMSATS Institute of Information Technology
Lahore – Pakistan

Email: libraryciitlahore@ciitlahore.edu.pk
+92 42 111 001 007 Ext. 855 & 856

